

250M HDMI KVM EXTENDER WITH TCP/IP

User Manual



1. Product Description

This HDMI Extender includes a transmitter unit (TX) and a receiver unit (RX), working as a pair. It allows for transmission and extension full HD 1080p@60Hz HDMI signal via Cat5e/6 UTP network cable, the transmission distance is up to 250meters; Support Keyboard and mouse control and IR pass back transmission, have a local HDMI output. This product is perfect for AV transmission in applications of HD conference system, HD video shooting, HD multimedia education system, HD digital advertising and signage etc.

The device has a long transmission distance, low use cost, convenient installation and good compatibility, and it is a stable and efficient transmission method.

2. Main Features

Aluminum shell, compact size and Slim design, more beautiful than iron shell, strong anti-interference ;

Wall-mounted type is more convenient.

- Distance up to 250m over UTP Cat5e/6 cable.
- Video resolution max up to 1920*1080@60Hz.
- Support keyboard and mouse control .
- Have a local HDMI loop-out ;
- Support IR(38khz) signal pass back transmission .
- HDMI 1.3 and HDCP 1.2 standard.
- High compatibility, can auto-match source and display device.
- Built-in automatic adjustment system, make the image smooth, clear and stable.
- Built-in ESD protection system; Simple to install, plug and play.
- TCP/IP Ethernet communication.
- Real-Time Video/Audio Transmission over IP.
- Pure Ethernet , Simple Cabling .
- Ordinary 100M or 1000M Ethernet switch.


3. Advantage



Full HD 1080P@60Hz



Keyboard & Mouse



250m long distance



Slim aluminum shell



Built-in ESD protection



IR passback



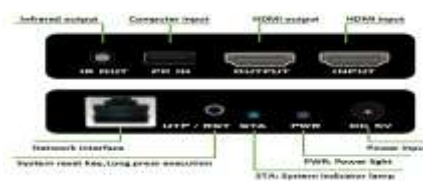
Support TCP/IP

4. Specification


Parameter		Description
Video	Standards	HDMI 1.3; HDCP 1.2
	Maximum pixel clock	165MHz
	Maximum data rate	6.75Gbps
	Resolution	Max: 1920X1080@60Hz (backward-compatible)
	Connector	HDMI-A
	Impedance	100Ω
IR	Interface	3.5mm earphone seat
	Signal direction	Unidirectional
	Signal type	Digital
	IR frequency	38kHz
USB	Interface	PC: Standard USB-A K/M: Standard USB-A
	USB Signal	HID Signal
Ethernet	Interface	RJ45 (568B)
	Transmission distance	UTP CAT5e-200M; CAT6-250m
Other	Power supply	The power adapter: DC 5V
	Power dissipation	MAX 4W
	Temperature	Operating: -5℃ ~ +70℃
	Humidity	Operating: 5% ~ 90%
	Dimension	100*97.5*18.6mm
	The warranty	1 year free warranty

5. Panel

Sender:



Receiver:



6. Installation Steps

- 1、 Connect the provided DC/5V power supplies to the power socket of the transmitter and the receiver,
- 2、 Connect an HDMI cable between the HDMI input port of transmitter and the HDMI output port of the video source,
- 3、 Connect the HDMI output port of receiver to the display device with HDMI cable,
- 4、 Connect the transmitter RJ45 port to the receiver RJ45 port using a single CAT6 cable.
- 5、 The keyboard and mouse cables connect the Receiver, and USB cable connect Sender to HDMI Source
- 6、 IR function---connect the IR TX (the bigger) cable to the HDMI receiver, connect IR RX cable to the HDMI transmitter and the IR TX must face to the controlled device.

7. Packing List

- HDMI extender transmitter x 1
- HDMI extender receiver x 1
- IR sender and receiver cable x 1
- USB-A cable x 1
- Power adapter x 2
- Instruction manual x 1

8. Using Diagram & Application

